



## MD4 Medium Distance Trackside Telecom Cables

### Applications

The cables are designed for long distance of over 10km telecommunications alongside railway lines.



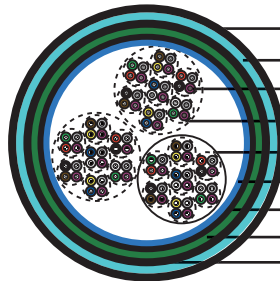
### Standards

- SNCF CT 2328 (Main cables) /SNCT CT 2329 (Branch cables)

### Construction

#### CT2328 Type (Main Cables)

- Conductors: Solid copper, 0.8mm nominal diameter
- Insulation: Coloured solid polyethylene.



- Outer PE Sheath
- Double Steel Tapes
- Solid Copper Conductor
- PE Insulation
- Optional Aluminium Screen
- PE Coated Al Tape Screen + Tinned Drain Wire
- Inner PE Sheath
- Corrugated Copper Tape
- Intermediate PE Sheath

- Cabling Element: Four conductors are twisted together to form a quad.
- Possible Harness: Aluminium screen.
- Filling: Petroleum jelly.
- Screen: PE-copolymer coated aluminium tape.
- Drain Wire: Tinned drain wire.
- Inner Sheath: Low density polyethylene.
- Screen: One corrugated copper tape.
- Intermediate Sheath: Low density polyethylene.
- Armour: Two helically applied steel tapes.
- Outer Sheath: Low density polyethylene.

### Optional

CT2329 Type (Branch Cables): For CT 2329 type, the cables have PE inner sheath, double corrugated steel tapes armour and PE outer sheath, without aluminium tape screen & copper tape.

### Electrical Characteristics at 20°C

Nominal Conductor Diameter	mm	0.8
Maximum Conductor Resistance (DC)	Ω/km	73.4
Minimum Insulation Resistance @500 V DC (3mins)	MΩ.km	15000
Mutual Capacitance @800Hz	nF/km	51
Average Capacitance Unbalance		
Main Cables		
In quad	pF/1450 m	50
Between quads	pF/1450 m	30

Real-ground	pF/1450 m	200
Branch Cables		
In quad	pF/1450 m	100
Between quads	pF/1450 m	100
Real-ground	pF/1450 m	700
Maximum Attenuation @1MHz	dB/km	15.9
Maximum Reduction Factor for Main Cables @100V/km 50Hz		
14 quads		0.3
21 quads		0.2
28 quads		0.18
Dielectric Strength (DC voltage 1min)		
Conductor to Conductor	V	1500
Conductor to Screen	V	3000

## ➤ Mechanical and Thermal Properties

- Bending Radius: 10×OD
- Temperature Range: -40°C to +60°C (during operation); -10°C +60°C (during installation)

## ➤ Dimensions and Weight

### CT2328 (Main cable)

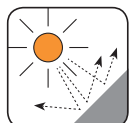
Cable Code	No. of Quads	Nominal Sheath Thickness mm			Nominal Overall Diameter mm	Nominal Weight kg/km
		Inner	Interm.	Outer		
0.8mm Conductor, 1.27mm Insulated Wire						
RS2328-2Y2Y(K)2YB2Y-14Q0.8	14	1.2	1.1	2.2	29.2	1332
RS2328-2Y2Y(K)2YB2Y-21Q0.8	21	1.3	1.3	2.5	31.3	1655
RS2328-2Y2Y(K)2YB2Y-28Q0.8	28	1.3	1.3	2.5	35.5	2013

### CT2328 (Main cables with screened quads)

Cable Code	No. of Quads	Nominal Sheath Thickness mm			Nominal Overall Diameter mm	Nominal Weight kg/km
		Inner	Interm.	Outer		
0.8mm Conductor, 1.27mm Insulated Wire						
RS2328-2Y(L)2Y(K)2YB2Y-(14+7)Q0.8	14+7screen Quads	1.3	1.3	2.5	32.7	1765
RS2328-2Y(L)2Y(K)2YB2Y-(18+3)Q0.8	18+3screen Quads	1.3	1.3	2.5	32.9	1783

### CT2329 (Branch cable)

Cable Code	No. of Quads	Nominal Sheath Thickness mm		Nominal Overall Diameter mm	Nominal Weight kg/km
		Inner	Outer		
0.8mm Conductor, 1.4mm Insulated Wire					
RS2329-2Y2YB2Y-4Q0.8	4	1.0	1.7	16.4	339
RS2329-2Y2YB2Y-8Q0.8	8	1.2	1.8	18.8	477
RS2329-2Y2YB2Y-14Q0.8	14	1.2	2.2	22.3	686



UV Resistant



Water Resistant




Rated voltage



Laid in Channe



Buried in Ciround



Zero Halogen  
IEC 60754-1/NF C20-454  
EN 50267-2-1